

TECHNICAL SPECIFICATIONS



NAVAL ARCHITECT
Marc Lombard Yacht Design



EXTERIOR DESIGN
Excess Catamarans



INTERIOR DESIGN
Piaton Yacht Design



Max. length [incl. options]	15.30 m 50'2"
Overall length [std.]	12.99 m 42'7"
Hull length	12.38 m 40'7"
Beam	7.25 m 23'9"
Mast clearance [std./Pulse Line]	19.05 m 62'6" / 20.15 m 66'1"
Draft	1.48m 4'10"
Light displacement [Mlc]*	10,600 kg 23,369 lbs
EC Certification*	A: 8 - B: 12 - C: 16 - D: 20



Square top mainsail	71 m² 764 sq ft
Overlapping genoa	44 m² 473 sq ft
Code 0 [option]	62 m² 667 sq ft
Upwind sail area*	115 m² 1,237 sq ft

* Provisional data

PULSE LINE
The choice for bold sailors
seeking sensations

Upwind sail area* **124 m²** | 1,334 sq ft



6 - 12



2 x 40 HP |
2 x 29 Kw



2 x 200 L |
2 x 53 US gal

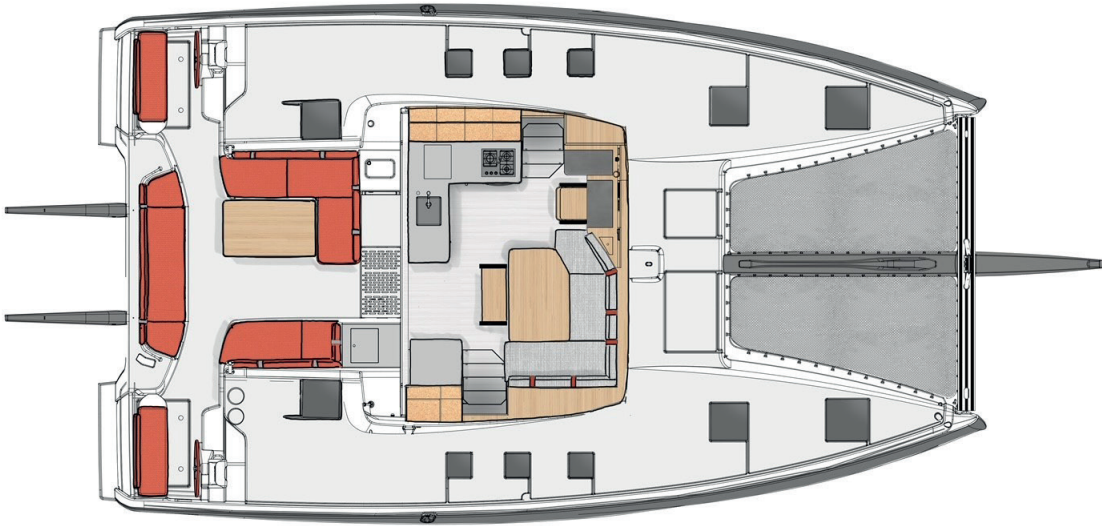


300 L | 79 US gal
+ 300 L | 79 US gal [opt]

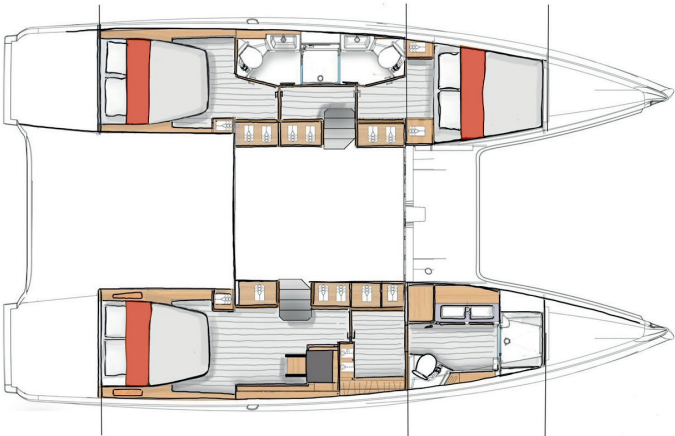


160 L | 42 US gal

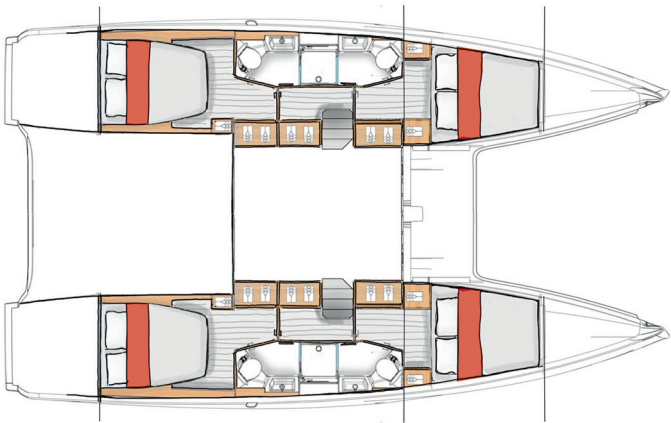
TECHNICAL SPECIFICATIONS



DECK & COCKPITS



3 CABIN VERSION



4 CABIN VERSION

CONSTRUCTION

- Vacuum infused hull
- Polyester and high quality anti-osmotic resin
- Low density Balsa cored sandwich hull
- Grey gelcoat hull [Ral 7004]
- Foam cored infused sandwich deck
- PET foam cored injected sandwich roof
- PET foam cored infused bulkheads with UD reinforcement

SAILS

- 1 square-top full-batten mainsail in Dacron® [color: white], horizontal cut
- 1 overlapping genoa in Dacron® [color: white], horizontal cut on furler, with orange UV cover

RIGGING [STANDING & RUNNING]

- Deck-stepped anodized aluminium mast
- 2 spreaders sets
- Deck light and steaming light on mast
- Anodized aluminium boom
- Anodized aluminium crossbeam with fixing point for the forestay
- Coated upper and lower shrouds
- Forestay with genoa furler
- Adjustable lazy-jacks
- 2 shroud chainplates and 1 forestay chainplate on transversal beam
- Double braided 2:1 mainsail halyard - Dyneema®/Polypropylene core [polyester cover]
- Double braided genoa halyard - Dyneema®/Polypropylene core [polyester cover]
- Mainsail sheet, pre-stretched - polyester
- 2 mainsail traveller lines, pre-stretched - polyester
- 3 reef lines, - Pentex®/Polyester
- 2 genoa sheets, pre-stretched - polyester
- 2 genoa ring lines - Dyneema®
- 1 genoa furler line, pre-stretched - polyester
- 1 boom uphaul, pre-stretched - polyester

DECK HARDWARE

- 2 manual winches size 46.2 STA [starboard]
- Footblocks & clutches for halyards, reefing lines and sheets
- Main sail clew line lashing
- 1 mainsail track with ball-bearing trimmable traveler, leading blocks and clutches
- Blocks & clutches for genoa sheets
- 2 genoa sheet trimmable rings, with 3:1 purchase, leading blocks and clutch
- 1 block, fairleads & clutch on deck for furling genoa maneuver [starboard]

DECK HARDWARE

- Composite bowsprit [white] with integrated chain run, bow roller and mooring cleat
- 1000W electrical windlass [10mm chain]
- 8 mooring cleats

DECK EQUIPMENT

- 2 flush deck hatches T60 to access bow lockers
- 6 flush deck hatches T10 with vent
- 4 flush deck hatches T44 with vent
- Sliding door - 2 leaves
- 2 escape hatches under the stairs
- 1 GRP deck hatch for access to gas locker under cockpit seat
- 10 stainless steel stanchions - 600mm
- Double stainless steel lifelines
- 4 Stainless steel handrails on coach roof
- Stainless steel handrails on transoms

HELM STATIONS

- Main helm station on starboard:
 - Leather covered stainless steel steering wheel with brake [800mm]
 - 2 engine panels
 - Mechanical engine throttles
 - Lines storage
- Secondary helm station on port:
 - Leather covered stainless steel steering wheel [800mm]

AFT COCKPIT

- L-shaped bench on port, with drying storage locker
- Exterior access to galley, with en-suite storage
- GRP cockpit table with aluminium legs
- Daybed on starboard with storage locker
- Seat on aft beam with long storage locker

FORWARD DECK

- Trampoline with black nylon thread
- Large deck areas for Sun pads
- 2 large GRP hatches for storage and technical access

TRANSOMS

- Stainless steel swim ladder [starboard]
- Hot/cold fresh water deck shower [starboard]
- 2 GRP hatches for engine compartment access

- Alpi Honey Teak woodwork [UV varnish]
- Plywork floor: Sand

SALON

- U-shaped sofa [storage under seats]
- Wooden saloon table
- Direct LED spots lighting
- LED indirect lighting
- Forward facing chart table with control pannel, storage, red LED reading light

GALLEY

Port:

- Laminated countertop [color : Grigio Sasso]
- Large stainless steel sink
- 3-burner gas stove
- Built-in gas oven
- 2 trash bins
- Cutlery drawer
- Various storage (sliding, under sink, etc..)
- Cork-inlaid storage on countertop
- Upper locker with fiddles
- LED indirect lighting
- Under-floor storage

Starboard:

- Alpi Honey teak countertop
- Stainless steel fridge - 130L / 34US Gal - 12V
- Cork-inlaid storage on countertop
- Bottles storage
- Under-floor storage

OWNER'S SUITE [3C VERSION]

- Independent access directly from saloon
- Sliding door with storage
- Slatted bed with side accesses [2 x 1.60m]
- 2 reading lights with usb socket
- LED indirect lighting
- Bedside tables with cork inlays
- Side storage with 2 level opened shelves & carbon rods
- Large storage underneath mattress with front and top access
- Textile storages
- Forward facing desk with leaterette writing board, drawers, top acces storage, reading light with usb socekt
- 3 level bookcase with fiddles and carbon rods, LED indirect lighing & large opening porthole
- 1 stool
- 2-door locker & large drawer
- 2 panoramic hull windows with integrated opening porthole
- Shades for panoramic windows and ports
- Blinds and screens for deck hatches
- Full width walk-in dressing, access from the cabin through wooden door
- Long opened hanging wardrobe, upper and lower lockers, 3 level opened shelves with carbon rods, full height mirror
- Opened storage behind dressing entrance door

OWNER'S HEAD [3C VERSION]

- Forward head compartment with separate shower. Access from the dressing through wooden door
- Long GRP sink with 2 hot/cold water taps
- Upper storage locker with fiddles & mirror, shelves, indirect LED lighting
- Lower storage doors with access to valves
- Wooden countertop to starboard with textile storage
- Separate shower with Plexiglas door, shower tap
- Manual seawater toilet

FORWARD CABIN[S]

- Slatted bed with front access [2 x 1.95/1.35m]
- 2 reading lights with usb socket
- LED indirect lighting
- Low storage onto hull side
- Large storage underneath mattress with front and top access
- Side storage with 2 level opened shelves & carbon rods
- Opened storage behind cabin entrance door
- Textile storage
- Panoramic hull window with integrated opening porthole
- Shade for panoramic window
- Blind and screen for deck hatch
- Dedicated access to head compartment through wooden door

AFT CABIN[S]

- Slatted bed with side accesses [2 x 1.60m]
- 2 reading lights with usb socket
- LED indirect lighting
- Bedside tables
- Side storage with 2 level opened shelves & carbon rods
- Large storage underneath mattress with front and top access
- Opened storage behind cabin entrance door
- Textile storage
- Panoramic hull window with integrated opening porthole
- Shade for panoramic window
- Blind and screen for deck hatch

PORT SIDE HEADS [ALL VERSIONS] AND STARBOARD HEADS [4C-4T VERSION]

- GRP countertop and sink with hot/cold water tap
- Upper storage locker with fiddles & mirror, shelves
- Lower storage doors with access to valves
- LED indirect lighting
- Manual seawater toilet
- Shared shower for the two heads, with opaque Plexiglas doors, black water tank access
- Blind and screen for deck hatches

ENGINES

- 2 diesel engines Yanmar 4JH40 [40HP] saildrive
- Propeller: 3-blade fixed propellers [18" x 15"]
- Engine compartment air extractor - 12V

STEERING SYSTEMS

- Textile transmission steering system
- Link tube between the rudders
- 2 Rudders with stainless steel stock
- Emergency tiller

FUEL SYSTEMS

- Rotomoulded tanks [2 x 200L / 53 US gal]
- Deck fuel fillers on aft beam [starboard and port]
- Fuel shut off valves under berths in aft cabins

WATER SYSTEMS

- Rotomould fresh water tank [300L / 79 US gal]
- Water pump - 12V
- Water heater - 40L / 10 US gal 230V with heat exchanger
- Shower pumps with automatic drain
- Black water tanks [2 x 80L / 2 x 21 US gal] with sea and deck drains
- 1 manual bilge pump per hull
- 1 automatic bilge pump per hull
- 1 Seanapps® connected bilge sensor per hull

ELECTRICAL SYSTEM

- 2 alternators 12 V - 125 A
- 2 AGM starting batteries 12V - 50A
- 2 AGM service batteries 12V - 95A
- Service & engine batteries breakers in dedicated lockers in aft cockpit
- Engine batteries coupler - port/starboard
- Charge balancer
- Main DC panel at chart table - 12V
- Seanapps® connectivity - Direct access to batteries tension and GPS positioning via mobile app
- USB socket integrated on main DC panel
- Monitoring tank levels - 2.4' screen
- Exterior lighting LED - 12 V
- Interior lighting LED - 12 V
- Navigation lights LED

SAFETY

- Liferaft storage under aft beam
- Access to extinguisher nozzle port for engine compartments